

Journals Application Enhancements v1.2

Overview

This release introduces additional enhancements to the Journals application, a tool designed to give students an authentic audience to showcase their work.

Key updates included in this release:

Creation of Posts

- When a staff or admin user selects a specific group to view posts, that group will now be automatically listed and expanded in the audience picker when creating a new post, making it easier to select the entire group or individual recipients.
- Option to enable Frog GO push notification alerts for new post creations or edits.

Individual Viewing of Posts

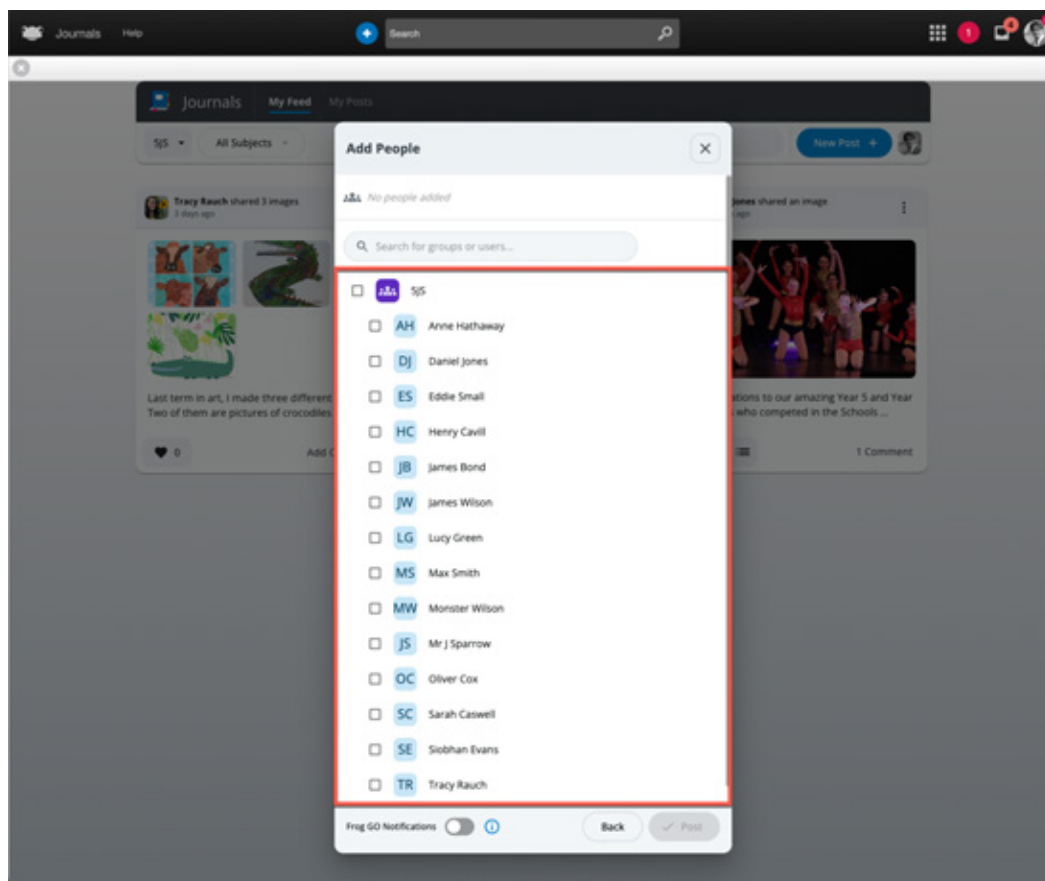
- Ability for staff/admin to view the list of users who have liked a post.

How-to

In the previous update to the Journals application, a change was introduced for staff and admin users, whereby when a specific group is selected under My Groups, that preference is now remembered across sessions, whether on desktop, mobile browsers, or within the Frog GO mobile application.

For example, if the teacher Mr J Sparrow selects the group 5JS, this becomes his default view for posts each time he opens the Journals application on any device.

With this latest update, that behaviour has been extended to streamline the post creation process. Now, when creating a new post, the previously selected group (e.g. 5JS) is automatically listed and expanded in the Add People window.



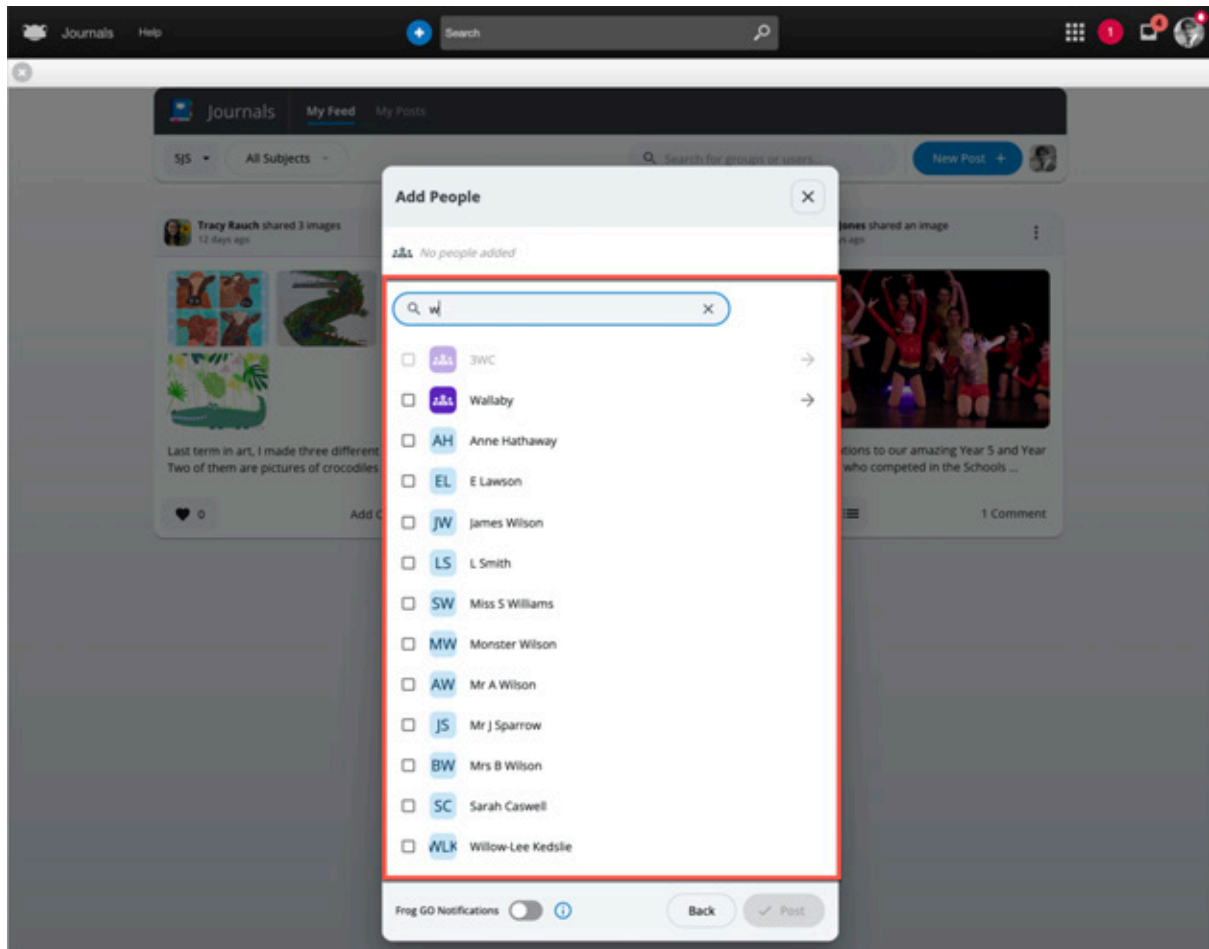
This means:

- The group is not pre-selected as the post audience
- However, it is immediately visible and expanded, making it faster and easier to choose the intended recipients

This subtle improvement helps reduce the time it takes to assign an audience to a post, especially useful when working with the same group regularly.

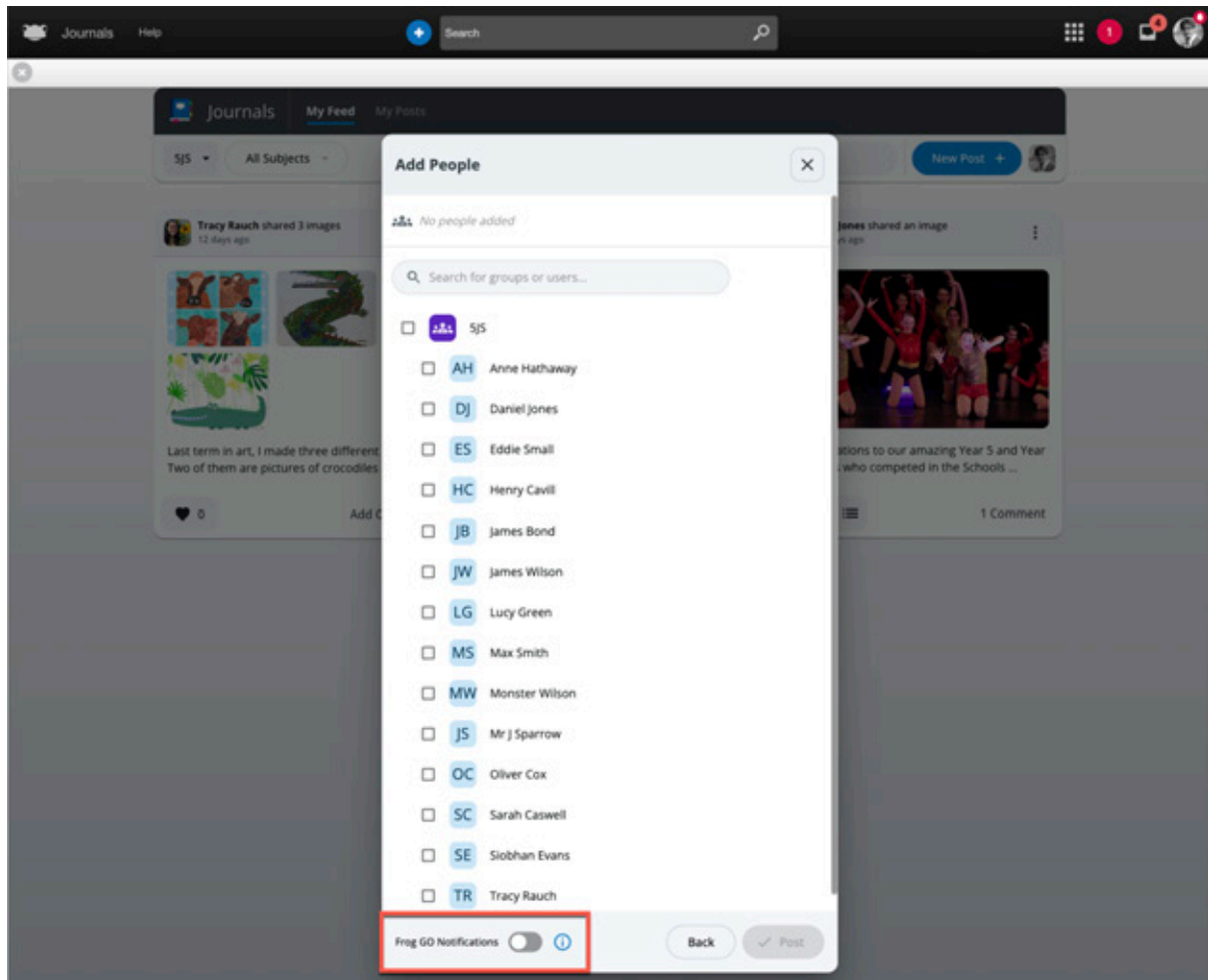
However, if you wish to post to a different audience (group or individual), simply type into the search field to update the results accordingly.

In the example below, we've entered w into the search field to display all groups and individuals matching that criteria.

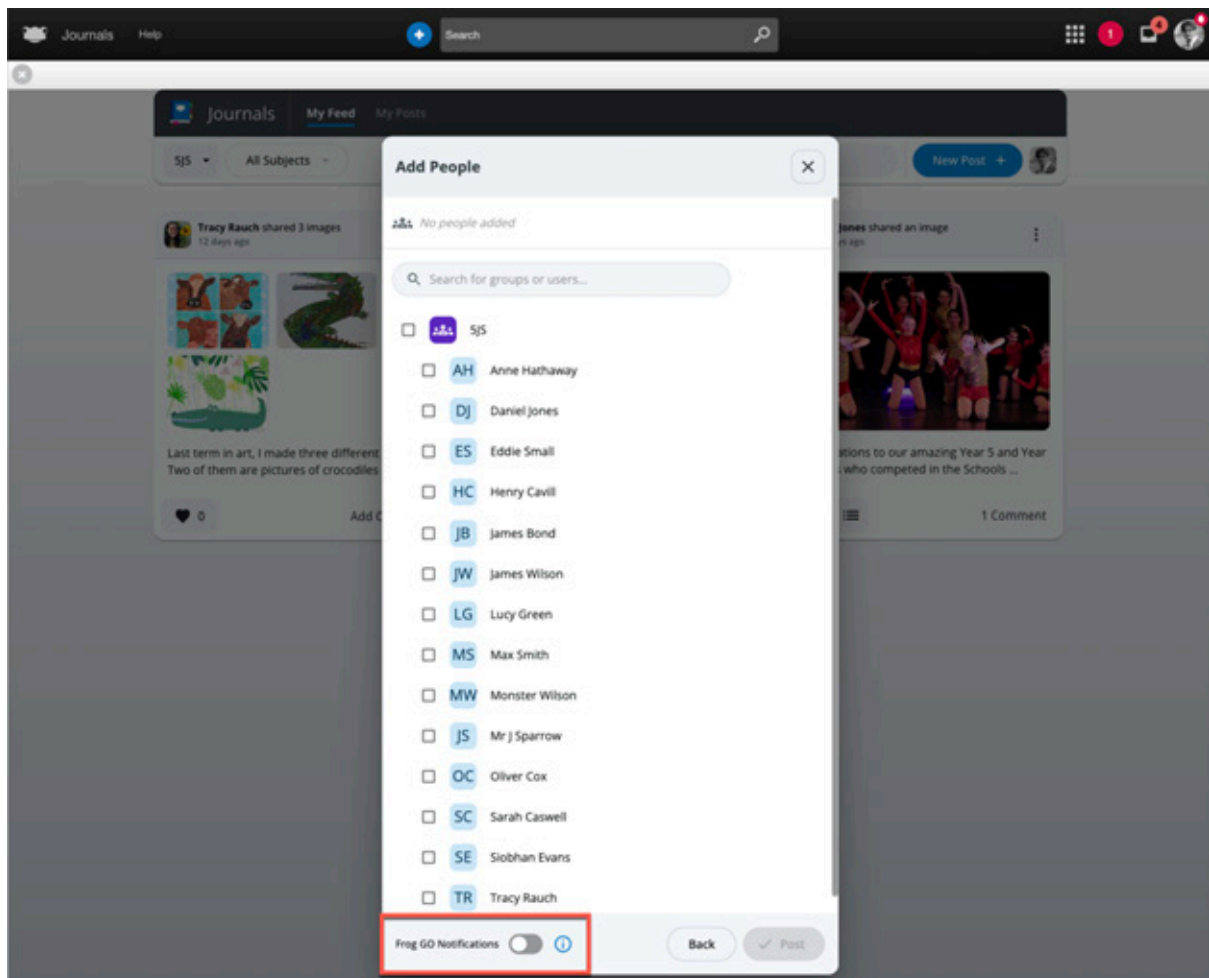


The next feature enhancement is that during the post creation process, staff and admin users will now have the ability to enable Frog GO push notifications for a post.

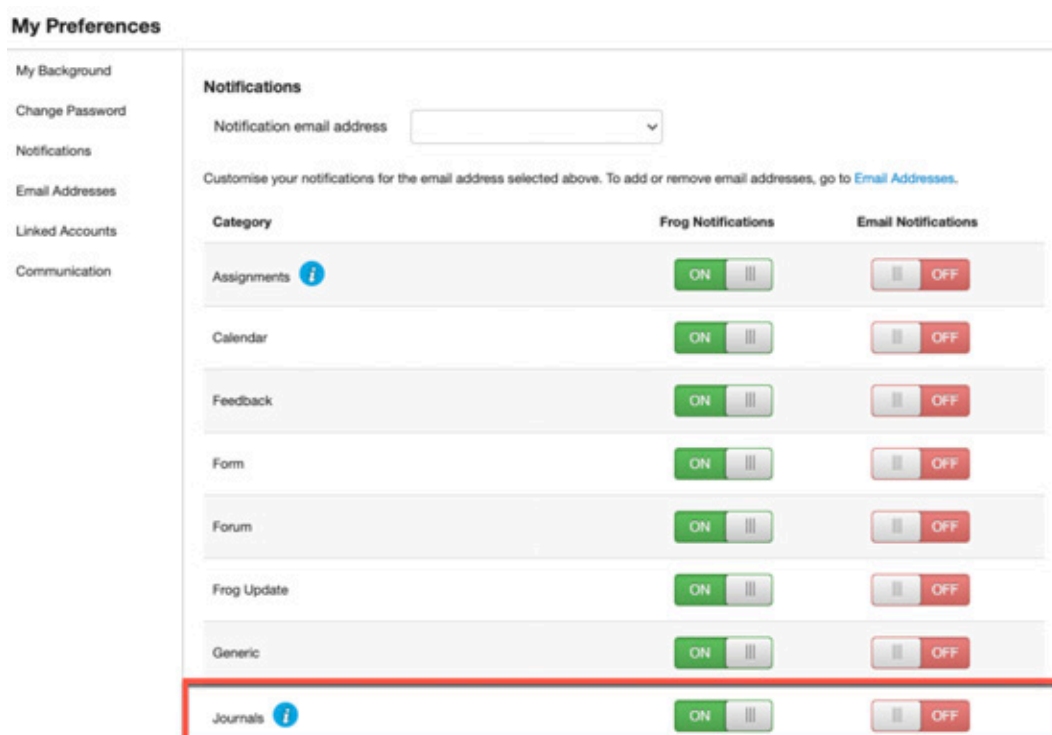
By default, the Frog GO Notifications toggle is set to OFF, meaning push notifications will not be sent unless the option is explicitly enabled.



If the Frog GO Notifications toggle is set to OFF, no Frog GO push notification will be sent to the intended recipients of the post. However, internal Frog notifications and email alerts will continue to be sent, provided they are enabled within the platform.



NOTE - The Frog GO Notifications setting may be overridden by the recipient's personal notification preferences. If a user has disabled Frog Notifications for the Journals section under My Preferences > Notifications, they may not receive a notification, even if the toggle is set to ON during post creation.



Should a staff or admin user choose to edit one of their posts, the Frog GO Notifications toggle and its original state (as set during post creation) will be visible.

If the post audience is updated to include additional individuals or groups, and the Frog GO Notifications toggle is changed to either ON or OFF, this setting will apply only to the newly added recipients, not to those already part of the original post.

The screenshot shows the 'Edit People' interface. At the top, there's a search bar with the text 'Search for groups or users...'. Below it, a list of users is displayed, each with a checkbox and a name. The first user, '5JS', is selected with a checked checkbox. The other users are: AH Anne Hathaway, DJ Daniel Jones, ES Eddie Small, HC Henry Cavill, JB James Bond, JW James Wilson, LG Lucy Green, MS Max Smith, MW Monster Wilson, JS Mr J Sparrow, OC Oliver Cox, SC Sarah Caswell, SE Siobhan Evans, and TR Tracy Rauch. At the bottom, there's a red box highlighting the 'Frog GO Notifications' toggle, which is currently turned on. To the right of the toggle are 'Back' and 'Save Changes' buttons.

For example, in the original post created by Mr J Sparrow, the Frog GO Notifications toggle was set to ON, and the audience included the group 5JS.

If the post is later edited to add a new student, Clarke Kent, and the Frog GO Notifications toggle remains enabled, the following will occur:

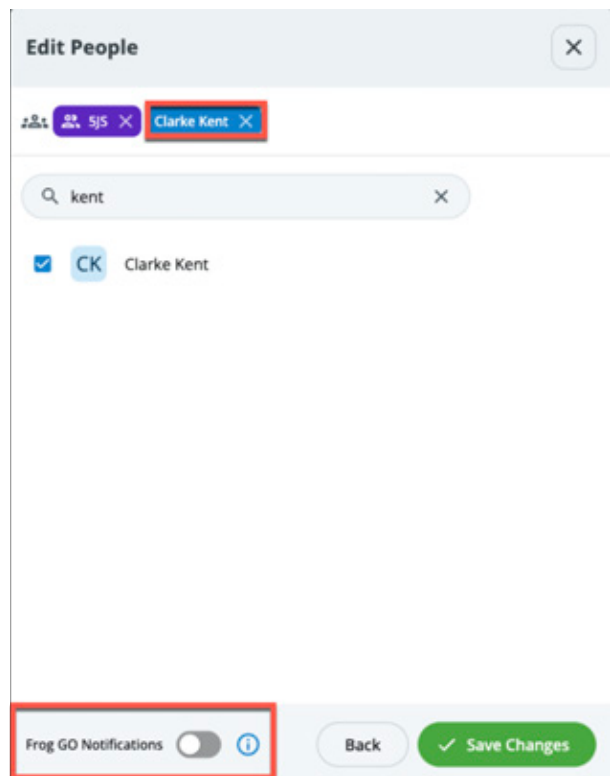
- The original audience (5JS) will not receive any additional notifications.
- The newly added student (Clarke Kent) will receive notifications relating to the post. This may include a Frog notification, Frog GO push notification, and/or email notification, depending on the notification preferences configured under My Preferences > Notifications.

The screenshot shows the 'Edit People' interface after adding a new user. The search bar now contains the text 'kent'. Below it, a list of users is displayed, each with a checkbox and a name. The first user, 'CK Clarke Kent', is selected with a checked checkbox. The other users are: 5JS, AH Anne Hathaway, DJ Daniel Jones, ES Eddie Small, HC Henry Cavill, JB James Bond, JW James Wilson, LG Lucy Green, MS Max Smith, MW Monster Wilson, JS Mr J Sparrow, OC Oliver Cox, SC Sarah Caswell, SE Siobhan Evans, and TR Tracy Rauch. At the bottom, there's a red box highlighting the 'Frog GO Notifications' toggle, which is currently turned on. To the right of the toggle are 'Back' and 'Save Changes' buttons.

Alternatively, if the Frog GO Notifications toggle is set to OFF during the same edit:

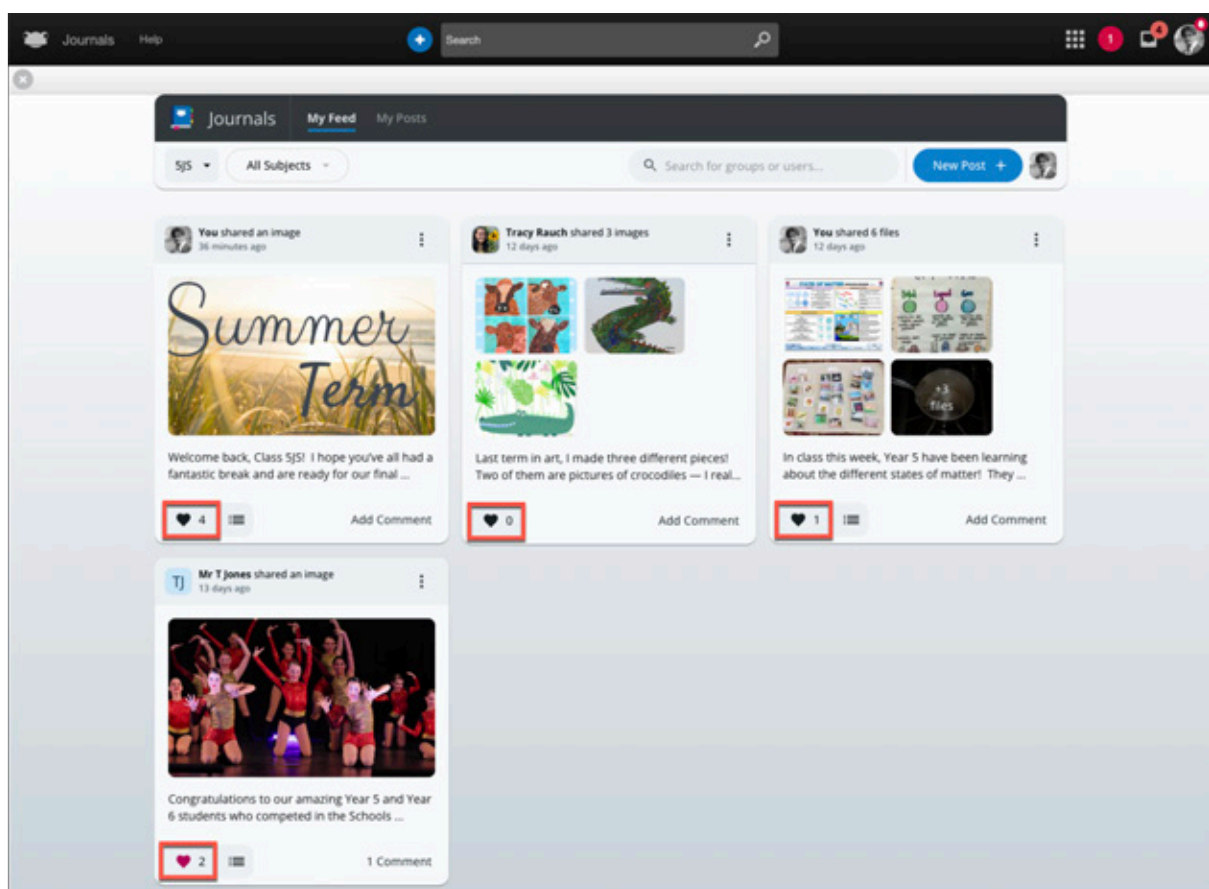
- The original audience (5JS) will still not receive any additional notifications.
- The newly added student (Clarke Kent) will also not receive any notifications relating to the post.

NOTE – For more detailed information on how Frog Notifications and Frog GO push notifications work, please refer to the document [Journals Application Enhancements v1.3](#).

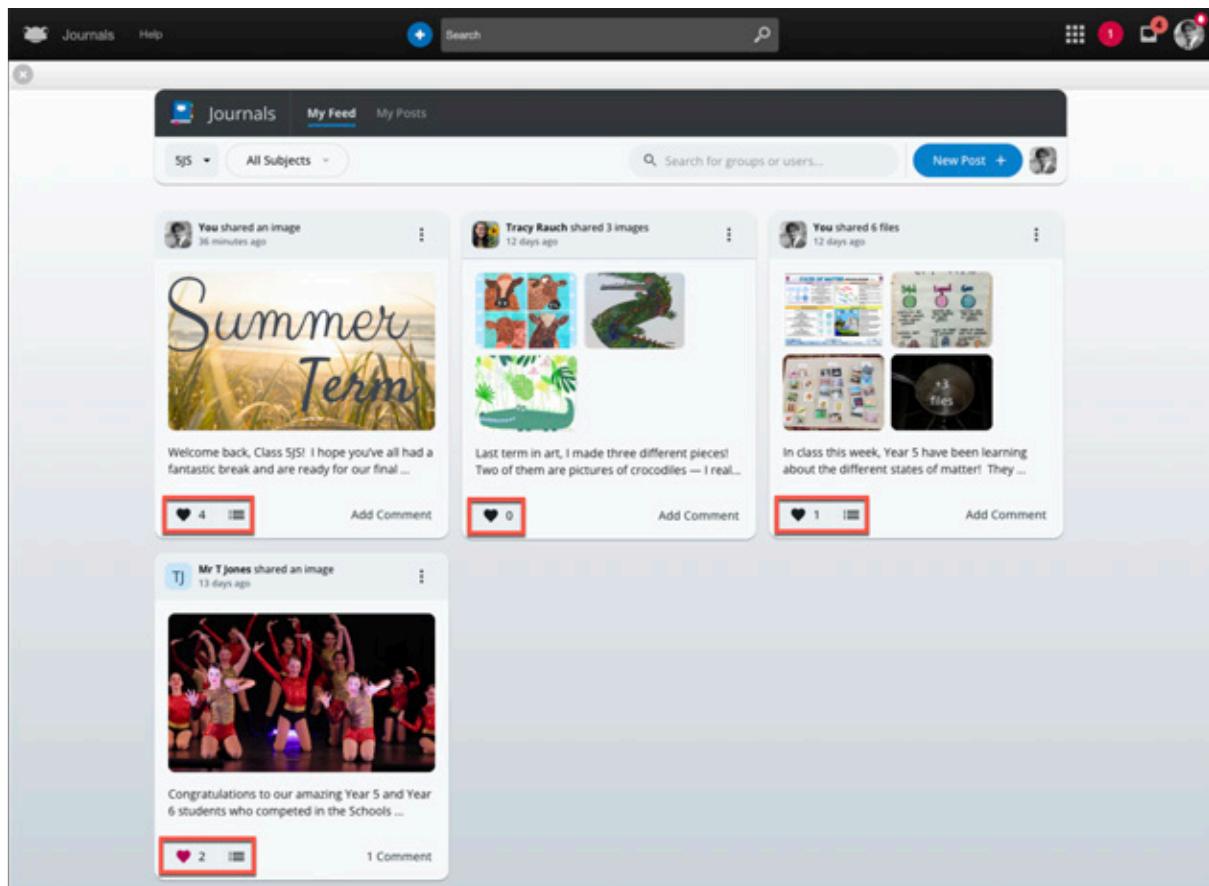


The final feature enhancement we will look at is the ability to view the list of users who have liked a post.

Within Journals, when someone likes a post, you can see the total number of likes the post has received.



However, as part of this release, an additional button is now displayed next to the Like button (heart icon) for staff and admin users once a post has been liked. Selecting this button allows them to view a list of users who have liked the post.



When the list button is selected, a Post Reactions pop-up window is displayed, showing the names of all users who have liked the selected post.

